

# Four-channels Low Jitter Clock Generator

MCG-200

- Multi-channels low jitter clock generation
- All channels in synchronization
- Independent frequency setting
- Built-in internal reference clock



## Specifications

Category	Parameter	Specification			
		Min.	Typ.	Max.	Unit
Input Characteristics <i>(External Clock is not required but customer can input own external frequency to synchronize the clock generator module)</i>	External Clock Frequency	9.9	10.0	10.1	MHz
	External Clock Amplitude	200	450	1000	mVpp
	External Clock Duty Cycle		50		%
	External Clock Input Resistance (SE)		50		Ohm
Output Characteristics	Output Clock Frequency		10kHz ~ 1000MHz		
	Output Clock Amplitude	300	500		mVpp
	Output Coupling		AC Coupling, Single Ended		
	Output Clock Shape		Rectangular		
	Rise/Fall Time (20% to 80%)		100	150	ps
	Duty Cycle		50	55	%
	Clock Jitter (RMS)		100	500	fs
	Output Impedance		50		Ohm
Input/Output Ports	External Clock Synchronize Input Port		SMA x 1		
	Number of Clock Output Ports		SMA x 4		
	Trigger Output Port		SMA x 1		
	Interface <sup>(1)</sup>		MIL Connector , 14 Pins , 2.45mm (Power Purpose) Micro USB x 1 (Power & Communication Purpose)		
	Power Supply <sup>(1)(2)</sup>		DC+5.0, 1A		
Physical	Dimension (W x H x D) (Exclude Protrusion)		75 x 15 x 75		mm
	Weight		100		g

Note: (1) The micro USB port can be used for ASCII remote control and also provides +5V power supply to the unit.

(2) Customer can choose to provide DC+5V power through MIL connector once all settings are done.

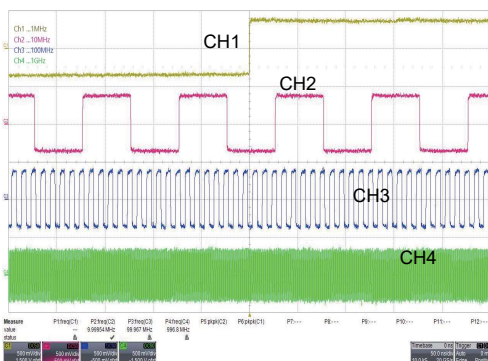


Fig.1: Clock output waveforms at CH1, CH2, CH3, CH4.

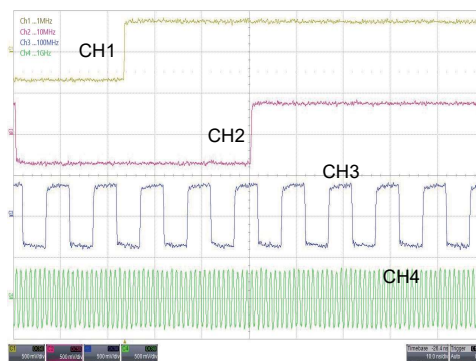


Fig.2: Clock output waveforms at CH1, CH2, CH3, CH4 at frequency settings.

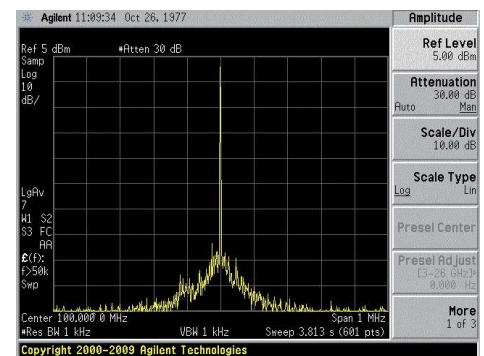


Fig.3: Clock Frequency Spectrum

## Ordering Information

**MCG-200-04**